

REPORT OF THE AUDITORS

We have audited the Books of Somaiya Vidyavihar Trust including Institution run by it. This report has been prepared for the following Five institutions K. J. Somaiya College of Engineering / K.J. Somaiya Institute of Engineering And I.T. / K. J. Somaiya Polytechnic Unaided section / K.J. Somaiya Institute of Management Studies & Research / K.J. Somaiya Comprehensive College of Education Training & Research. The balance sheet of the above Five as at 31st march, 2016 are attached herewith

1. Proper books of accounts are kept by the Institutions.
2. The trust follows segmental accounting and maintains separate books of accounts for each segment where each institution is treated as separate segment.
3. The Balance Sheet and Profit and Loss account are prepared on an accrual basis.
4. We have obtained all the information and explanations which were necessary for the purpose of audit.
5. In the opinion of Auditor and according information and explanation given the accounts gives true and fair view
 - i. In the case of balance sheet of the state of affairs of the institution and segment as 31st March, 2016
 - ii. In the case of income and expenditure account of the Surplus/Deficit of the institutions for the year ended 31st March, 2016 on that date.

For N.N.Desai & Co.
CHARTERED ACCOUNTANT

Vivek N. Desai

(VIVEK N. DESAI)



MUMBAI-400001

K. J. SOMAIYA INSTITUTE OF ENGINEERING & INFORMATION TECHNOLOGY, SION, MUMBAI - 400 022.
BALANCE SHEET AS ON 31ST MARCH 2016

2014-2015		2015-2016		2014-2015		2015-2016	
Amount(Rs.)	LIABILITIES	Amount(Rs.)	Amount(Rs.)	Amount(Rs.)	ASSETS	Amount(Rs.)	Amount(Rs.)
-	RESERVES & SURPLUS			437,89,028	FIXED ASSETS (Annexure VII)		461,33,7
-	SVV TRUST FUND H.O. A/C	299,80,911	536,61,440				
	Add: General Reserve as per last B/S	236,80,529					
144,72,057	General Reserve as per last B/S	144,72,057			INVESTMENTS		
-	Add: Transfer from Devp. Fund utilised	91,33,472			Fixed Deposits		
-	Add: Transfer from Staff welfare Fund utilised	75,000		75,00,000	Axis Bank	26,30,094	
144,72,057	Transfer to SVV Trust Fund H.O.A/c	236,80,529		46,79,290	Oriental Bank of Commerce	50,86,892	
2,01,200	Earmarked Fund			28,38,943	Bank of Baroda (Gratuity Fund A/c.)	30,63,610	
	Staff welfare fund	2,01,200		-	Kotak Mahindra Bank	170,00,000	
	Less: staff welfare fund Utilised trans. to General Reserve Fund	75,000		129,43,901	Life Insurance Corp. Gratuity Scheme	149,13,535	
2,01,200			1,26,200	200,00,000	FD OBC Link with OBC SB A/c	5,094	
	Development Fund			479,62,134			426,99,2
137,70,027	Op. Balance	173,10,271		500	Deposits		
94,13,920	Addition During the year	111,59,202		1,800	Reliance Mobile	500	
58,73,676	Less: Utilised Transfer to General Fund	91,33,472		45,390	Cylinder Deposit	1,800	
173,10,271			193,36,001	13,382	BEST Electricity	45,390	
	Secured Loans			500	MTNL Telephone Deposit	13,382	
33,28,624	Canara Bank Term Loan			61,572	University - Sports Security	500	
225,73,760	CURRENT LIABILITIES & PROVISIONS (As per Annexure X)		221,16,078	152,55,710	Current Assets Loans & Advances (As per Annexure - X)		61,57
	Gratuity Fund				CASH AND BANK BALANCES		193,85,14
168,82,680	Gratuity Fund	153,35,475			Cash in Hand		
45,05,122	Add: During the year	50,03,956		30,56,951	Axis Bank Savings Account	9,05,524	
15,52,327	Less: Interest	11,35,802		48,493	Axis Bank (Exam Account)	5,23,756	
45,00,000	Less Paid Premium	13,76,218		28,995	Oriental Bank of Commerce S B A/c	25,166	
153,35,475			178,27,411	1,30,964	Canara Bank SA A/C	1,36,139	
421,21,811	Income & Expenditure as per Last B/S	377,21,596		32,485	Canara Bank SWF A/C	33,681	
(44,00,215)	Less : Deficit during the year	(77,40,685)		1,08,610	Central Bank	1,52,242	
377,21,596	Transfer to SVV Trust Fund H.O.A/c	299,80,911		54,561	Bank of Baroda	1,97,158	
				1,68,025	Kotak Mahindra Bank SB A/C	28,13,777	
				2,45,455	Canara Bank C/A		
1109,42,983	Total		1130,67,130	38,74,539			47,87,443
					Total		1130,67,130


Notes to Accounts Annexure Attached
As per Our Report of Even date

for K. J. Somaiya Institute of Engineering and Information Technology

N. N. DESAI & CO.
CHARTERED ACCOUNTANTS
Mumbai, Dated

VIVEK N. DESAI
MEMBERSHIP NO. 106361

Dr. S. K. Ukrande
Principal



Shri V. Ranganathan
Hon. Secretary

K. J. SOMAIYA COLLEGE OF ENGG. & INFORMATION TECHNOLOGY, SION, MUMBAI - 400 022.

INCOME & EXPENDITURE ACCOUNTS FOR THE YEAR ENDED 31ST MARCH 2016

2014-2015	EXPENDITURE	2015-2016	2014-2015	INCOME	2015-2016
961,85,862	To, Employees Cost (As Per Annexure - I)	1031,75,058	1148,44,503	<u>Fees</u>	1267,07,735
69,56,281	To, Academic Cost (As Per Annexure - II)	93,76,505	61,43,774	<u>Other Fees</u>	67,28,738
33,11,547	To, Administrative Cost (As Per Annexure - III)	46,09,438	99,45,123	<u>Other Income</u> (As Per Annexure - V)	77,99,645
269,09,863	To, Establishment Cost (As Per Annexure - IV)	360,38,857	56,72,212	Interest on F.D/S.B.A/C. (As Per Annexure - VII)	60,09,815
9,34,702	To, Interest on Term Loan	1,33,809	-	Interest On Gratuity Fund	11,35,803
67,07,572	To, Depreciation (As Per Annexure - VIII)	67,88,754	44,00,215	Excess of Expd. Over Income	117,40,685
1410,05,827		1601,22,421	1410,05,827		1601,22,421
44,00,215	Excess of Expd. Over Income	117,40,685	-	Previous Year adjustment (Excess Property Tax Paid Recoverable)	40,00,000
			44,00,215	Excess of Expd. Over Income After Previous Year Adjustment	77,40,685
44,00,215	TOTAL	117,40,685	44,00,215	TOTAL	117,40,685

Notes to Accounts Annexure Attached
As per our report of even date.
N. N. DESAI & CO.
CHARTERED ACCOUNTANTS

V N Desai
VIVEK N. DESAI
MEMBERSHIP NO. 106361
Mumbai, Dated

for K. J. Somaiya Institute of Engineering and Information Technology

S.K. Ukarande
Dr. S.K. Ukarande
Principal



V
Shri V. Ranganathan
Hon. Secretary


K. J. SOMAIYA INSTITUTE OF ENGINEERING & INFORMATION TECHNOLOGY

STATEMENT OF FIXED ASSETS AS ON 31 ST MARCH 2016.


ANNEXURE I - VIII

PARTICULARS	RATE OF DEPRECIATION	NET ASSET AS ON 1-Apr-2015	ADDITONS MORE THAN 6 MONTHS	ADDITONS LESS THAN 6 MONTHS	DEDUCTION	TOTAL ASSETS AS ON 31-March-2016	DEPRECIATION			TOTAL DEPRECIATION AS ON 31-MARCH - 2016	WRITTEN OFF DURING THE YEAR	NET VALUE AS ON 31-MARCH-2016
							DEP.UPTO 1-Apr-15	MORE THAN 6 MONTHS	LESS THAN 6 MONTHS			
COMPUTERS (A)												
COMPUTER (COMPUTER LAB)	25%	18,37,035.86	7,89,701.00	-	-	26,26,736.86	164,57,946.15	6,59,184.22	-	8,59,184.22	171,17,130.37	10,77,552.68
COMPUTER LAB. (BS & H Dept)	25%	10,30,181.24	-	-	-	10,30,181.24	18,94,805.78	2,57,545.31	-	2,57,545.31	21,92,351.08	7,72,635.83
I.T. LAB (Software & Equipments)	25%	14,92,659.39	-	-	-	14,92,659.39	39,79,661.61	3,73,164.85	-	3,73,164.85	43,52,826.46	11,19,494.54
COMPUTER (I.T. Dept.)	25%	15,69,351.29	-	-	-	15,69,351.29	34,83,478.72	3,92,337.82	-	3,92,337.82	38,76,816.54	11,77,013.47
COMPUTER (Electronic Dept.)	25%	5,87,051.47	20,500.00	-	-	6,07,551.47	13,40,908.53	1,51,887.87	-	1,51,887.87	14,92,796.40	4,55,963.60
COMPUTER (EXTC Dept.)	25%	14,08,333.95	-	-	-	14,08,333.95	28,30,777.06	3,52,083.49	-	3,52,083.49	31,82,860.55	10,56,250.46
COMPUTER (Library Dept.)	25%	1,22,531.80	-	45,000.00	-	1,67,531.80	2,45,318.20	30,632.95	5,825.00	36,257.95	2,01,570.15	1,31,273.85
COMPUTER Common Facility	25%	3,51,000.00	-	-	-	3,51,000.00	2,73,000.00	87,750.00	-	87,750.00	3,60,750.00	2,63,250.00
COMPUTER (OFFICE)	25%	1,87,471.29	-	1,81,860.00	-	3,69,331.29	3,00,088.72	46,867.82	22,732.50	69,600.32	3,69,689.04	2,99,730.67
COMMON KJSIEIT IT SOFTWARE	25%	47,728.00	13,42,937.00	30,895.00	-	14,21,560.00	2,44,416.29	3,47,666.25	3,061.68	3,51,528.13	5,95,944.42	10,70,031.88
SUB TOTAL		86,33,344.29	21,63,138.00	2,57,758.00	-	110,54,237.29	310,50,401.06	28,98,120.57	32,219.38	27,31,339.95	337,81,741.01	83,22,897.34
EQUIPMENT (B)												
B.E.E LAB. EQUIPMENT	10%	9,87,137.66	-	-	-	9,87,137.66	5,58,306.34	96,713.77	-	96,713.77	8,53,020.11	8,70,423.89
CHEMICAL LAB EQUIPMENT	10%	33,107.80	-	-	-	33,107.80	1,45,520.20	3,310.78	-	3,310.78	1,48,830.98	29,797.02
MECHANICAL LAB. EQUIPMENT	10%	19,205.39	-	-	-	19,205.39	64,415.44	1,920.54	-	1,920.54	96,335.88	17,284.85
PCB LAB EQUIPMENTS	10%	39,621.97	-	-	-	39,621.97	1,48,205.03	3,962.20	-	3,962.20	1,52,167.23	35,659.77
ROBOTIC CENTRE	10%	9,917.94	-	-	-	9,917.94	21,685.00	991.79	-	991.79	22,679.65	8,926.15
PHYSICS LAB EQUIPMENTS	10%	30,919.72	-	-	-	30,919.72	97,036.78	3,091.97	-	3,091.97	1,00,128.75	27,827.75
WORKSHOP LAB EQUIPMENTS	10%	1,26,039.39	12,150.00	-	-	1,38,189.38	4,50,569.62	13,818.04	-	13,818.04	4,64,389.56	1,24,370.44
ELECTRONIC LAB EQUIPMENTS	10%	72,84,444.68	3,62,841.00	6,90,415.00	-	83,37,700.68	61,99,909.32	7,64,728.57	34,520.75	7,99,249.32	69,38,159.64	75,38,481.36
ELECTRONIC TEL. COMM LAB EQUIPM	10%	105,98,575.07	15,03,674.00	2,78,439.00	-	123,80,698.07	53,54,292.94	12,10,244.91	13,921.95	12,24,166.86	65,78,459.80	111,56,231.21
MICRO PROCESSOR LAB EQUIPMENTS	10%	1,36,677.94	-	-	-	1,36,677.94	2,23,209.06	13,067.79	-	13,067.79	2,36,876.85	1,23,010.15
MOBILE PHONE	10%	12,079.27	-	-	-	12,079.27	9,453.73	1,207.93	-	1,207.93	10,881.68	10,871.34
TOOL KIT	10%	8,066.19	-	-	-	8,066.19	35,453.81	806.62	-	806.62	36,260.43	7,260.57
TEACHING AID	10%	95,009.59	-	-	-	95,009.59	1,83,188.91	8,500.96	-	9,500.96	1,92,090.57	85,509.63

PARTICULARS	RATE OF DEPRECIATION	NET ASSET AS ON 1-Apr-2015	ADDITONS MORE THAN 6 MONTHS	ADDITONS LESS THAN 6 MONTHS	DEDUCTION	ANNEXURE - VIII					TOTAL DEPRECIATION AS ON 31-MARCH - 2015	WRITTEN OFF DURING THE YEAR	NET VALUE AS ON 31-MARCH-2016
						TOTAL ASSETS AS ON 31-March-2016	DEPRECIATION			TOTAL DEPRECIATION FOR THE YEAR 2015-16			
							DEP.UPTO 1-Apr-15	MORE THAN 6 MONTHS	LESS THAN 6 MONTHS				
SPORTS EQUIPMENT	10%	37,976.20				37,976.20	54,796.81	3,797.62		3,797.62	58,594.43		34,178.56
OFFICE EQUIPMENTS	10%	9,84,413.17	3,098.00	19,18,113.00		29,06,624.17	4,79,264.67	98,751.12	95,955.65	1,94,706.77	6,73,871.44		27,11,917.40
AUDIO SYSTEMS	10%	4,926.74				4,926.74	20,084.11	492.67		492.67	26,578.78		4,434.07
TELEPHONE EQUIPMENTS	10%	2,26,165.18				2,26,165.18	1,52,836.84	22,816.52		22,816.52	1,75,453.36		2,03,548.66
XEROX MACHINE	10%	1,55,949.98				1,55,949.98	1,38,550.03	15,595.00		15,595.00	1,54,149.03		1,40,354.98
LIFT	10%	7,15,665.41		1,95,000.00		9,10,665.41	16,70,298.59	71,568.54	9,816.44	81,182.98	17,51,481.57		8,28,482.43
AIRCONDITIONER	10%	8,73,213.88				8,73,213.88	9,84,912.13	87,321.39		87,321.39	10,72,233.52		7,85,802.49
ELECTRICALS & FITTINGS	10%	13,56,389.95		12,780.00		13,69,169.95	31,05,345.55	1,35,639.00	639.00	1,36,278.00	32,41,623.55		12,32,891.96
REFRIGERATOR	10%	3,169.49				3,169.49	13,930.52	316.95		316.95	14,247.47		2,852.53
VACUM CLEANER & WATER PURIFIER	10%	2,266.70				2,266.70	8,933.36	226.67		226.67	10,189.07		2,040.03
WATER COOLER	10%	83,901.00				83,901.00	1,50,870.00	8,390.10		8,390.10	1,56,260.10		75,810.90
FIRE FIGHTING	10%	7,96,442.25	1,72,519.00	6,07,264.00		15,76,215.25	5,50,075.73	98,896.13	30,362.70	1,27,258.83	5,80,334.56		14,48,956.43
RAIN WATER HARVESTING SYSTEM	10%		3,35,214.00			3,35,214.00		33,521.40		33,521.40	33,521.40		3,01,692.60
SUB TOTAL		248,01,282.52	23,89,696.00	37,03,001.00		306,93,979.54	208,55,175.52	26,99,097.85	1,85,016.49	28,84,114.34	237,39,289.86		278,09,865.20
FURNITURE (D)	10%	72,04,480.53				72,04,480.53	87,26,806.55	7,20,448.05		7,20,450.02	94,47,259.97		64,84,030.51
LIBRARY BOOKS (F)	25%	13,56,753.88	1,18,021.00	3,29,785.00		16,04,559.88	47,19,805.64	3,68,693.72	41,223.13	4,09,916.85	51,29,722.49		13,94,643.25
COLLEGE LIBRARY BOOKS	25%		1,71,394.00	682.00		1,72,076.00		42,848.50	85.25	42,933.75	42,933.75		1,29,142.46
SUB TOTAL		13,56,753.88	2,89,415.00	3,30,467.00		19,76,635.88	47,19,895.64	4,11,542.22	41,308.38	4,52,850.60	51,72,696.24		15,23,785.71
BUILDING PROPOSED WIP	2.50%	19,93,169.21				19,93,169.21							19,93,169.21
TOTAL (A TO F)		437,89,030.41	48,42,249.00	42,91,223.00		529,22,502.45	653,52,184.77	65,30,206.70	2,58,544.24	67,88,754.91	721,40,937.68		481,33,748.17

N. N. DESAI & CO.

 CHARTERED ACCOUNTANTS
 VIVEK N. DESAI
 MEMBERSHIP NO. 106361
 Mumbai, Dated


 Dr. S. K. Ukrande
 Principal


 Shri V. Ranganathan
 Hon. Secretary